

Pre-Production Planning Document (MONTAGE)

GENERAL INFO

1. **Your Name:** Sola Awojoodu
2. **PROJECT:** Montage of a Place

CREATIVE BRIEF

1. What must it be?

Video Montage Of the Rawlings Conservatory in Baltimore, MD

2. Who is it for?

Rawlings Conservatory visitors

3. How long must it be?

1-5 minutes

4. What is your objective with the piece?

Share footage in and around the Rawlings Conservatory in a montage format. The shots included will demonstrate visual composition guidelines.

5. When is it due?

April 17, 2022

6. What is the overall idea?

Give an inside look of the Rawlings Conservatory

Insp: <https://www.youtube.com/watch?v=JfCI1aBwYCg>

7. What is the storyline summary?

This montage will give viewers background information on the Rawlings Conservatory, including its location and various plants that can be found within each room/location of the conservatory.

8. Elevator pitch:

“The historical Rawlings Conservatory is one of Baltimore’s most beautiful structures, featuring five distinct greenhouse rooms, one 1/2-acre garden with many flower beds and a kaleidoscope of colors all year round.” (Taken from [the conservatory’s website](#))

9. Tagline:

The Rawlings Conservatory is one of Baltimore’s most beautiful structures.

10. Look and feel description:

Informative, colorful, depicting nature

QUESTIONS / NOTES

SUBJECT:

1. Why did you choose this location?

- I am a fellow plant lover and have desired to visit this location for a while
- This location is free and easily accessible
- I haven't heard this location mentioned much in my area, but it's a great place for locals to visit, tourism, photoshoots, and rentals

2. Location ideas:

Briefly describe where the conservatory is located (next door to the Baltimore Zoo)

NARRATION/HOST:

3. Who will lead us through the piece?

Myself

4. Narration ideas:

Imaginative narration that cues some of the shots and incorporates information about the conservatory

MUSIC:

1. What is overall "mood" and "feel" of the piece?

Happy, hopeful, yet calm

2. Music track ideas:

TBD, no lyrics

AMBIENT AUDIO:

1. What is the "location" of the piece? If we close our eyes, where should we imagine that we are?

The outdoors, in nature

2. Ambient audio ideas:

Nature sounds: water, birds, trees

SOUND EFFECTS:

1. What sound effects (SFX) would help tell this story? Why?

Subtle sound effects related to nature

2. SFX ideas:

Water, birds

PERMISSIONS:

1. Am I allowed to film here? Do I need permission and/or a permit?

- Individual photographers are welcome to take snapshots and videos of the plants and gardens at the Conservatory.

- Visitors are welcome to take photos and videos of the plants and grounds, for non-commercial use. We request that any published amateur photography/videography be credited with the Howard Peters Rawlings Conservatory as the location.
- Solo, amateur photography/videography does not require a permit.

2. Will any people be in my shots? Do I need permission and/or release forms?

There will be no people in the shots except a split second of a strangers/locals walking/biking around the conservatory grounds

GENERAL:

1. What gear do I need to pack and bring with me for the shoot? Film gear, sunscreen, water, etc.

Camera, tripod, two lenses, backup batteries, backup memory cards

2. How will I transport everything and keep it safe?

Camera bag

3. Are there any potential hazards or complications at this location?

The conservatory grounds are concrete/cement. There is also a fish pond inside one of the rooms, so I will use my camera strap as often as possible to keep my camera secure

SCRIPT

Name: Sola Awojoodu

Title: Montage: Howard Peters Rawlings Conservatory

| VIDEO | AUDIO |
|---|---|
| <p>Sample: ALL SHOTS WILL OCCUR DURING THE DAYTIME</p> <p>WS street leading up to the conservatory</p> <p>WS, pathways, land, grounds, trees surrounding conservatory</p> <p>MS, quick cut to conservatory sign</p> <p>WS, cut to establishing shot of conservatory building</p> <p>-----</p> | <p><i>(Begin video soundtrack – few seconds)</i> <i>(Fade video soundtrack to background level)</i> <i>(Begin voice over)</i></p> <p>VOICE OVER: Welcome to Howard P. Rawlings Conservatory. located next door to the Baltimore Zoo in Druid Hill Park, a 745-acre urban park in northwest Baltimore, Maryland.”</p> <p><i>(include ambient audio for outside clips)</i></p> <p><i>(continue background music as shots transition)</i></p> |
| <p>CU, cut between shots of various plants outside of the conservatory (flowers, bushes, etc).</p> <p>-----</p> | <p>The Rawlings Conservatory opened in 1888. It features five distinct greenhouse rooms and one 1/2-acre garden with numerous flowers. An array of colors can be observed at the Rawlings Conservatory all year round.</p> |
| <p>MS, walk through main entrance</p> <p>WS, Pan through/walk through North Pavilion</p> <p>MS, CU of plant types mentioned on right</p> <p>MS walk up ramp into Orchid Room</p> <p>-----</p> | <p><i>(continue background music as shots transition)</i></p> <p>When you enter through the North Pavilion, you’ll see... [list specific plant types]</p> <p><i>(continue background music as shots transition)</i></p> |
| <p>MS, pan through orchid room</p> <p>MS, CU of plant types mentioned on right</p> <p>WS, transition through doorway to Palm House</p> <p>-----</p> | <p>To the right, you’ll find a ramp that leads to the orchid room. Orchids... [fun facts about orchids]. In this room, get a glimpse of... [list specific orchids and plant types]</p> <p><i>(continue background music as shots transition)</i></p> |
| <p>WS, pan walk through Palm house</p> <p>MS, CU of plant types mentioned in script</p> <p>MS, pan across plant toward doorway</p> | <p>If you’re looking for shade, check out the Palm house, a room directly connected to the Orchid room. Here you’ll find...[list and describe specific plant types]</p> <p><i>(continue background music as shots transition)</i></p> |

WS, pan through or walk through
Mediterranean house

MS, CU of plant types mentioned on right

MS, transition through doorway to
Tropical house

WS, pan through or walk through Tropical
house

MS, CU of plant types mentioned on right

CU of fish pond

MS, transition through doorway to Desert
house

WS, pan through or walk through Desert
house

MS, CU of plant types mentioned on right

MS, transition through doorway to South
Pavillion

MS, pan through or walk through South
Pavillion

MS, CU of plant types mentioned on right

MS, transition through doorway

MS, CU quick cuts between rooms and
plants

CU, potted plants

MS, walk through exit

MS, final shot of conservatory building

Fade to black

The Conservatory houses plants from all
around the world. Straight ahead from the
North Pavilion lies the Mediterranean House.
The Mediterranean House features... [list
specific plant types]

*(continue background music as shots
transition)*

In the Tropical House you'll find... [list
specific plant types] and a fish pond!

(fish pod/water ambient audio/sound effects)

*(continue background music as shots
transition)*

Moving onto the Desert house, you'll surely
feel like you're in the desert when you set
your eyes on the... [list specific plant
types]

*(continue background music as shots
transition)*

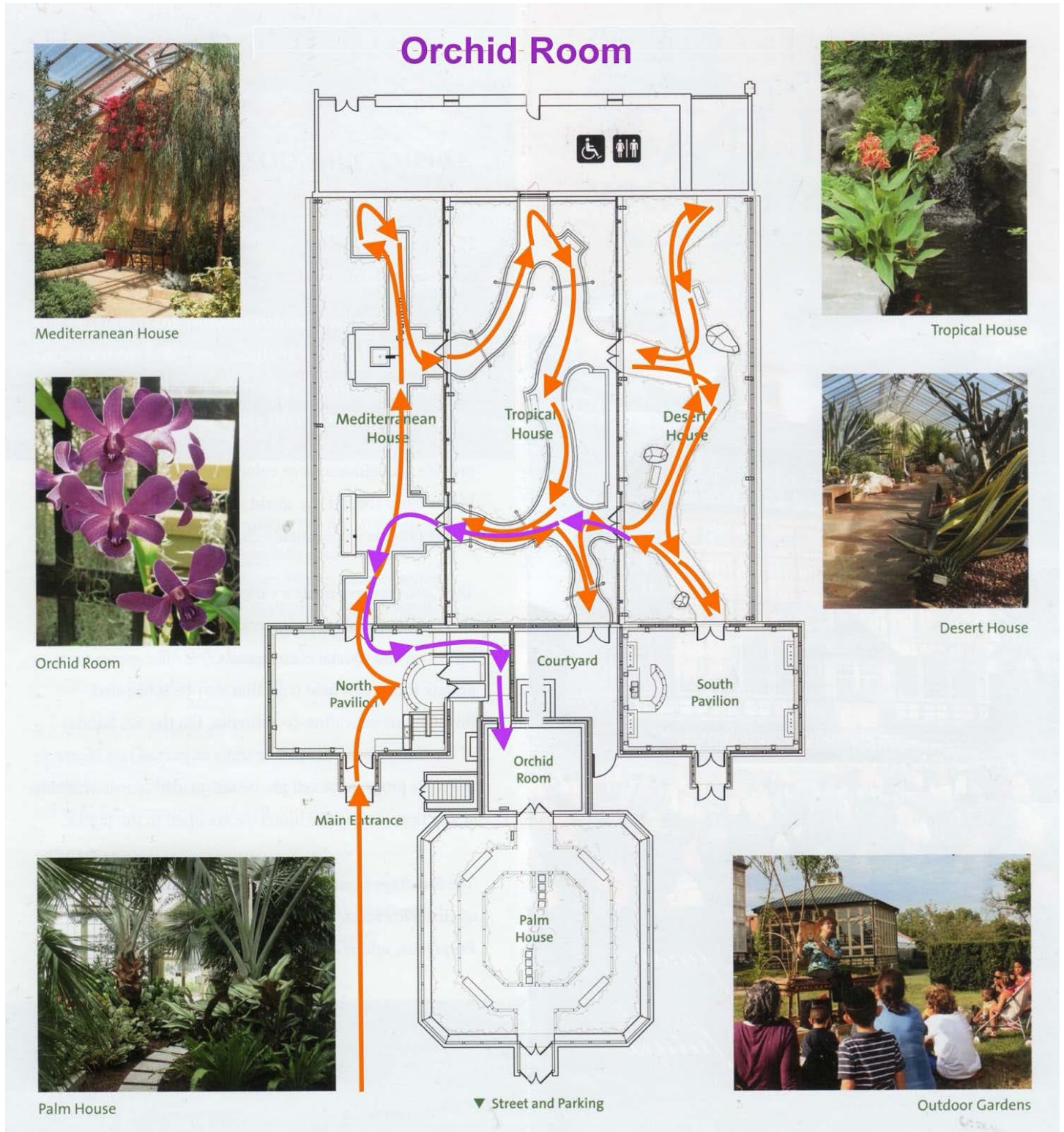
Finally, in the South Pavilion you'll find..
[list specific plant types]

*(continue background music as shots
transition)*

If you're ever looking for something to do
in the Baltimore area, check out the
Rawlings Conservatory. Admission is free,
but feel free to leave a suggested donation
of \$5. You can also buy your very own potted
plants.

(fade background music)

CONSERVATORY MAP FOR REFERENCE




Mediterranean House



Orchid Room



Tropical House



Desert House



Palm House




Outdoor Gardens

STORYBOARDS


Sketch out a storyboard, in sequential order, for **each** of the visuals listed in your script above. Be sure to clearly show the kind of shot (i.e. WS - Wide Shot, CU - Close Up, ECU - Extreme Closeup, O/S – Over Shoulder), and indicate any camera or subject movement. You might want to make a note of what this is and why this shot is important (i.e. “establishing shot for barn”, “show detail of blue flowers”, “show reflection of tree in fountain”, “visitor walking from right to left in frame”, etc.).

Print out and sketch (hand draw) on the separate *Storyboard Template* document, then scan or snap a photo of it to add the completed storyboards here (as JPG files). Make sure they are in order as the audience will see them.




street approaching
conservatory, conservatory on right

give sense of duvid hill
park area




pathways land nature
surrounding conservatory building

highlight nature



conservatory sign
in front of shared
grounds scenery

introduce location
name




front wide shot of
conservatory building
(gradual zoom maybe)

establishing shot



multiple close up shots
of colorful plants in
conservatory garden
(maybe depth of field)

bright orange / white/
yellow flowers



multiple close up shots
of colorful plants in
conservatory garden
(maybe depth of field)

bright orange / white/
yellow flowers




walk through main
entrance doorway

first glimpse at inside
of conservatory



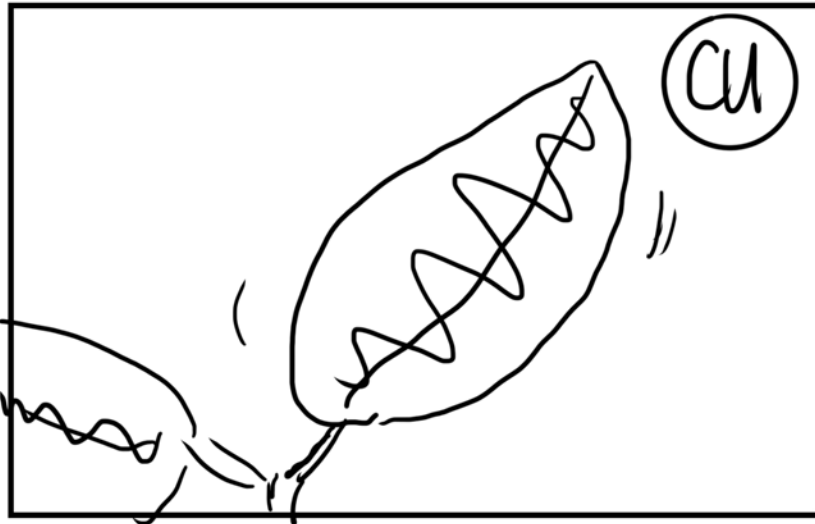
pan North Pavilion

quickly capture
North Pavilion
flowers, plants,
archways, colors



feature specific
plants when
mentioned

include color &
detail




plants in north
pavilion

include more detail




walk up ramp

provide location
context for
orchid room




pan orchid room

give sense of
this specific room



close up of various plants

display plants as they are mentioned (orchid, spanish moss, etc)



close up of various plants

display plants as they are mentioned (orchid, spanish moss, etc)




walk through doorway to tropical room

give sense of navigation



pan/walk through palm house

give sense of palm house, room first look




display plant types mentioned

detailed spots




back through doorway

signal palm house exit



Enter med. house
(maybe an or
walk through)

introduce med.
house



close up of
pants fruits
as mentioned

detailed shots



transition through
doorway to
tropical house

first glimpse
of tropical house



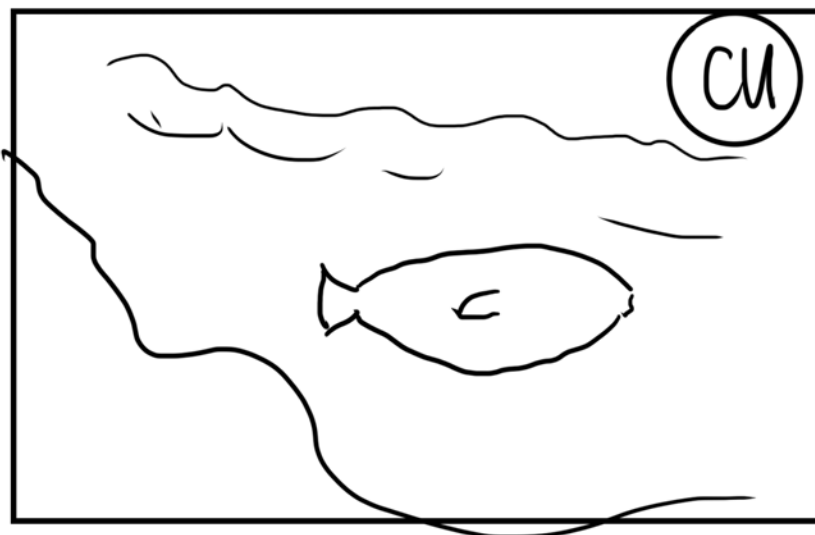
pan through
tropical room

shot of various
plants & colors



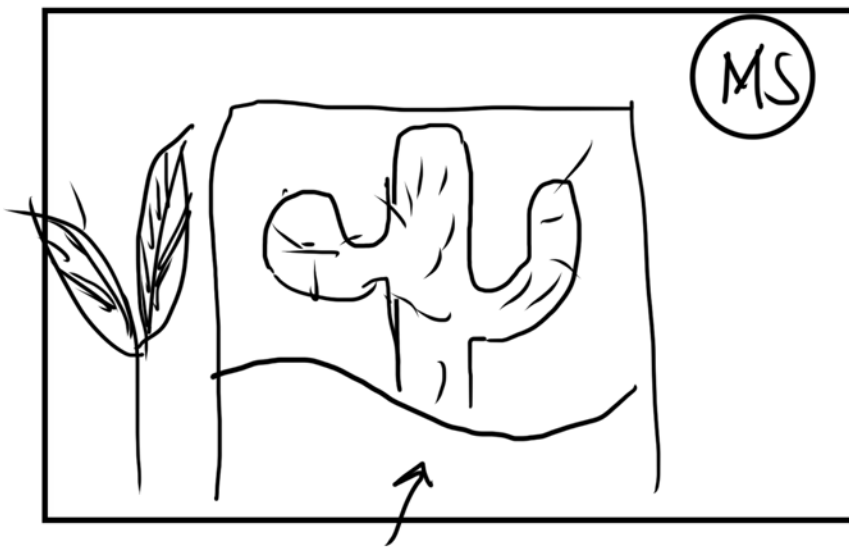
close up of
plants mentioned

detailed shots



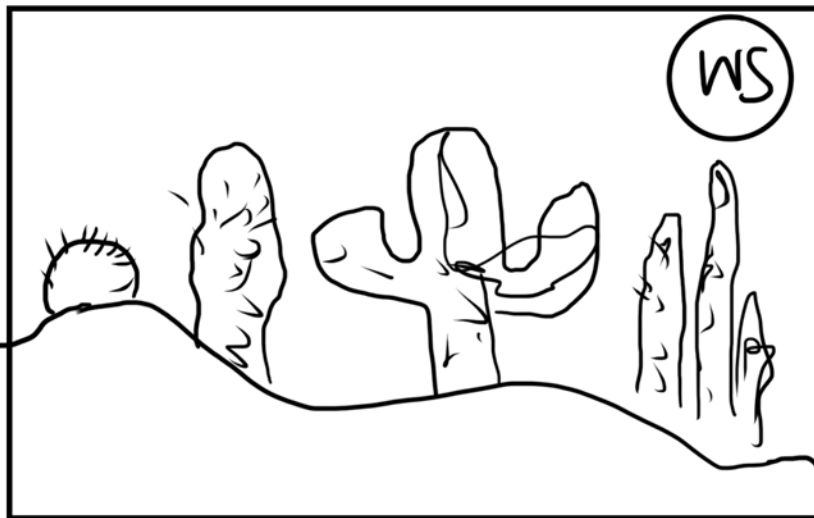
pond & fish
in motion

detailed shot
as pond is
mentioned




transition through doorway to desert house

navigation for viewer




shot of desert house

first glance at desert house plants



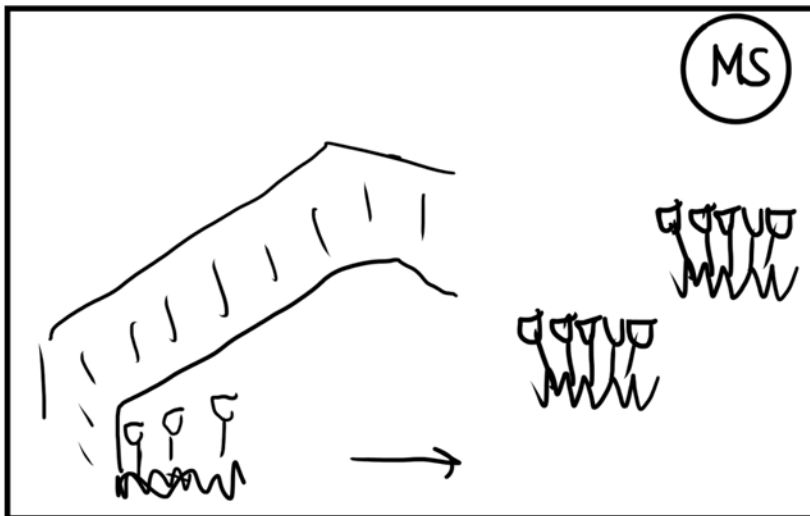
shots of specific plants as mentioned

detail




walk to ward south pavilion

navigation room introduction




South pavilion pan

better look at the room




close shots of plants mentioned

detail




cut between various
shots of plants

detail, review of various
plants visitors can
find




shot of plants for
purchase

detail of purchasable
plants when they're
mentioned



exit through main
entrance doorway

signal end of inside
look

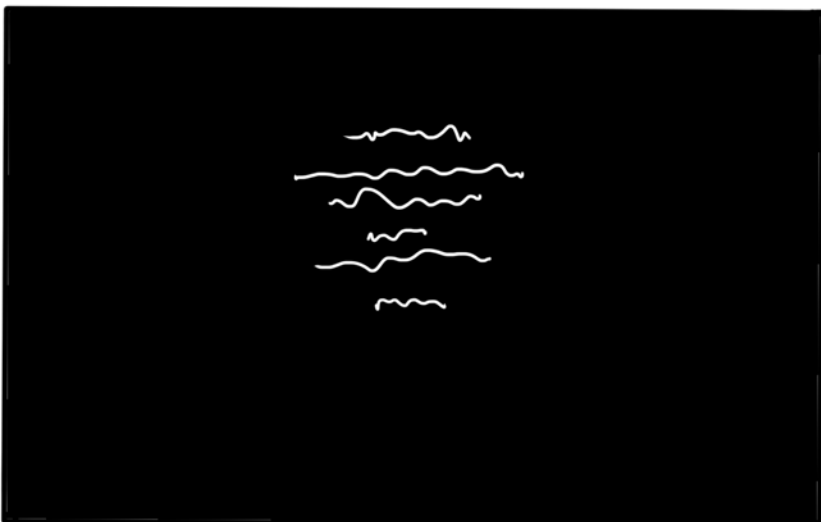


Final shot of conservatory

bring things back full circle



fade to black



end credits